

# 313 GC

HYDRAULIC EXCAVATOR



---

**Net Power – ISO 9249**  
**Operating Weight**  
**Maximum Digging Depth**

**54.3 kW (73 hp)**  
**13 800 kg (30,400 lb)**  
**6040 mm (19.8 ft)**





# 313 GC

## HYDRAULIC EXCAVATOR

The Cat® 313 GC excavator matches its performance to your job. A large cab keeps you comfortable all shift long. Combined with fuel-saving features and long maintenance intervals, the 313 GC provides reliability at a low-cost-per-hour.



---

### LOWER FUEL CONSUMPTION

Two power modes and an updated control valve and electro-hydraulic pump help minimize fuel use and increase engine efficiency.

---

### LOWER MAINTENANCE COSTS

With extended and more synchronized maintenance intervals, you get more done at a lower cost compared to the previous model.

---

### ENHANCED COMFORT

Large cab provides the space and visibility you need to keep you working comfortably and safely all day long.

# LATEST FEATURES



## Cab Monitor Improvements

- Continuously improved user interface allows for intuitive navigation, minimizing performance interruption with the easy-to-use touchscreen menu.
- Smaller app tiles to view more apps in one screen.
- When navigating the menu, scroll position will be remembered.
- While menu is shown and lever is moved, camera view will be shown.
- Use the in-monitor QR code to learn about machine and technology features through a full suite of how-to videos.

Not all features are available in all regions. Please check with your local Cat dealer for specific offering availability in your area.  
Build Number: 07H

# HIGH PERFORMANCE

---

- Use less fuel than the 313F GC to keep you moving and productive on the jobsite.
- Easily work on slopes and move around the jobsite with excellent swing torque.
- The advanced hydraulic system provides the optimum balance of power and efficiency while providing the control needed for precise digging requirements.
- Smart mode meets your power needs by automatically matching engine and hydraulic power to digging conditions.
- Get higher production in demanding applications, easier penetration into piles, and faster cycle times with Cat Advansys™ bucket tips. Quickly change tips with a simple lug wrench instead of a hammer or special tool, improving safety and uptime.
- Auxiliary hydraulic options give you the versatility to use a wide range of Cat attachments.
- The Cat C3.6 engine meets U.S. EPA Tier 4 Final, EU Stage V, and Japan 2014 emission standards.





# LOW MAINTENANCE COSTS



- Expect lower maintenance costs compared to the 313F GC.
- Quickly check and service your machine with all daily maintenance points accessible from ground level.
- Check the engine oil level quickly and safely from the ground. Fill and check engine oil on top of the machine with a conveniently located second dipstick.
- The latest hydraulic oil filter provides improved filtration performance, anti-drain valves to keep oil clean when the filter is replaced, and longer life with a 3,000-hour replacement interval.
- The engine does not require diesel exhaust fluid (DEF).
- Track your machine's filter life and maintenance intervals on the in-cab monitor.
- Boost productivity with proactive service reminders. The Integrated Vehicle Health Management system alerts the operator with step-by-step service guidance along with parts needed so you don't experience any unnecessary downtime.
- Scheduled Oil Sampling (S-O-S<sup>SM</sup>) ports are located at ground level, simplifying maintenance and allowing for quick, easy extraction of fluid samples for analysis.

# WORK IN COMFORT



- Increase operator productivity with a large, comfortable cab.
- The cab has a wide seat that adjusts for operators of all sizes.
- Get in and out of the cab easier using the tip-up left console.
- Advanced viscous mounts reduce cab vibration.
- Control the excavator comfortably with easy-to-reach controls all located in front of you.
- Stow your gear with plenty of in-cab storage beneath and behind the seat, overhead, and in the consoles. A cup holder, document holder, and coat hook are also provided.
- Use the standard radio's USB ports and Bluetooth® technology to connect personal devices and make hands-free calls.



# RELIABLE, WHATEVER THE ENVIRONMENT

- Don't let the temperature stop you from working. The 313 GC has a standard high-ambient temperature capability of 52° C (125° F) without de-rate and cold-start capability of -18° C (0° F).
- Auto warm-up speeds up hydraulic oil warming in cold temperatures and helps prolong the life of components.
- Grease sealed between track pins and bushings reduces travel noise and prevents debris from entering to increase undercarriage life.
- The track guiding guard helps keep the excavator track aligned when traveling and working on slopes.
- The sloped track frame prevents mud and debris accumulation, helping reduce the risk of track damage.





# SIMPLE TO OPERATE



- Start the engine with the push of a button, a Bluetooth key fob, or the unique Operator ID function.
- Program your preferred power mode and joystick settings using your operator ID. The excavator will automatically remember your selections.
- Navigate quickly on the standard high-resolution touchscreen monitor or with the aid of the jog dial control.
- Continuously improved user interface allows for intuitive navigation, minimizing performance interruption with the easy-to-use touchscreen menu.
- Use the in-monitor QR code to learn about machine and technology features through a full suite of how-to videos.
- The Cat PL161 attachment locator allows you to track attachments across all worksites, reduce the number of lost attachments, and plan for attachment maintenance and replacement.
- Save more time and energy with the available work tool recognition feature. A simple shake of the attached tool confirms its identity and ensures all the attachment settings (pressure, flow, and dimensions) are correct so you can work quickly and efficiently.
- Not sure how a function works or how to maintain your machine? Simply access the operator's manual through the touchscreen monitor.



# SAFETY




- Access all daily maintenance points from ground level – no need for you to climb on top of the machine.
- The standard rollover protective structure (ROPS) cab meets ISO 12117-2:2008 requirements.
- The standard hydraulic lockout lever isolates all hydraulic and travel functions in the lowered position.
- A ground-level shut-off switch stops all fuel to the engine and shuts down the machine when activated.
- A rearview and right-side-view camera are standard, helping to increase safety and visibility.
- The service platform design provides easy, safe, and quick access to the upper service platform. Prevent slipping with the anti-skid punch plate on the platform steps.
- Optional boom and stick lowering check valves prevent reverse flow, keeping your front linkage securely in place should the hydraulic system unexpectedly lose power.
- Brightly colored seatbelts allow easy recognition of properly utilized safety restraints.
- Enhance jobsite safety. Add a swing alarm to alert people when you're rotating from trench to stockpile and back again.
- Add optional inspection lighting to illuminate the engine, pump, battery, and cooling compartments, making service work more accessible.

# TAKE THE GUESSWORK OUT OF MANAGING YOUR EQUIPMENT

---

- VisionLink® provides actionable data insights for all assets – regardless of fleet size or equipment manufacturer.\* Review equipment data from your desktop or mobile device to maximize uptime and optimize assets. Dashboards provide information such as hours, miles, location, idle time, and fuel utilization. Make informed decisions that lower costs, simplify maintenance, and improve safety and security on your jobsite.
- VisionLink Productivity gathers and summarizes machine telematics and jobsite data from all your equipment regardless of the manufacturer.\* View actionable information such as idle time, fuel burn, location, payload, load counts, total cycles, and more to improve machine efficiency, productivity, and utilization. Access data anywhere via a mobile, tablet, or desktop device – on or off the jobsite.
- Cat Remote Flash is a mobile application that allows you to update onboard software without a technician being present, allowing you to initiate software updates when convenient, increasing your overall operating efficiency.

\*Data field availability can vary by equipment manufacturer.





- The Cat® C3.6 engine meets U.S. EPA Tier 4 Final and EU Stage V emission standards.
- The 313 GC emits lower CO<sub>2</sub> emissions compared to the 313F GC.
- Cat diesel engines are required to use ULSD (ultra-low sulfur diesel fuel with 15 ppm of sulfur or less) or ULSD blended with the following lower-carbon intensity fuels\*\* up to: 20% biodiesel FAME (fatty acid methyl ester)\* or 100% renewable diesel, HVO (hydrotreated vegetable oil) and GTL (gas-to-liquid) fuels. Refer to guidelines for successful application. Please consult your Cat dealer or “Caterpillar Machine Fluids Recommendations” (SEBU6250) for details.
- Auto Engine Speed Control reduces unnecessary fuel burn and greenhouse gas emissions by allowing the engine to automatically go into idle mode when the machine is not working.
- Cat Scheduled Oil Sampling (S-O-S<sup>SM</sup>) Services helps reveal excessive wear, contaminated fluids or other “unseen” issues that can shorten component life. In many cases, you can extend oil and coolant change intervals by using fluid monitoring. Consult your Cat dealer or the machine’s operation and maintenance manual for more information.
- Extended maintenance intervals not only reduce downtime but decrease the amount of fluid and filters that are replaced over the life of the machine.
- Cat VisionLink displays the CO<sub>2</sub> emissions for monitored assets, calculated by fuel type for the Runtime Fuel Burned each day in a selected date range.

- Cat Remote Flash minimizes downtime and maintenance time while keeping your asset running with maximum efficiency. Alerts for machine updates are sent virtually from your Cat dealer and updates can be deployed without a dealer technician needing to be on site.
- Cat Reman parts are a sustainable choice. New Cat parts are designed with the potential to have more than one life, so Cat Reman parts are truly remanufactured —not just repaired, rebuilt or reconditioned. Because the process ensures the latest design changes are incorporated into Cat Reman parts, you get like new quality and outstanding performance at lower cost.

\* Engines with no aftertreatment devices can use higher blends, up to 100% biodiesel (for use of blends higher than 20% biodiesel, consult your Cat dealer).

\*\*Tailpipe greenhouse gas emissions from lower-carbon intensity fuels are essentially the same as traditional fuels.



# MORE THAN MACHINES

BUILT AROUND YOUR SUCCESS

When you buy Cat equipment, you get so much more than the machine. You also get the support of a world-class dealer network, backed by a range of flexible solutions, technology, tools, and more.



## CUSTOMER VALUE AGREEMENTS

A Customer Value Agreement (CVA) from your Cat dealer helps you do more and worry less. A CVA simplifies machine ownership and maintenance, adds the security of expert dealer support, and gives you the peace of mind from effective equipment health management.

## GENUINE CAT PARTS

Genuine Cat parts deliver the highest level of reliability and productivity. Order direct from your Cat dealer or shop online at [parts.cat.com](http://parts.cat.com).

## REPAIR OPTIONS

A broad range of repair options gives you choices that work with your needs, budget, and timeline. Every repair is performed by expert Cat technicians. You'll receive smart repair advice, a timely, accurate quote, and service that gets your machine back into action quickly.

## FINANCIAL SERVICES

Count on Cat Financial to provide the best finance and extended protection solutions for your business. For more than 30 years, we have helped our customers succeed through financial service excellence.



DOZERS



SKID STEERS



MATERIAL HANDLERS



EXCAVATORS



WHEEL LOADERS



TRACK LOADERS



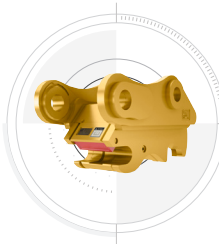
# INCREASE YOUR PRODUCTIVITY AND PROFIT WITH CAT ATTACHMENTS

Easily expand the performance of your machine by using any of the variety of Cat attachments. Each Cat attachment is designed to fit the weight and horsepower of Cat excavators for improved performance, safety, and stability.

## CW-DEDICATED COUPLERS



## PIN GRABBER COUPLERS



## HYDRAULIC HAMMERS



## PREVENT HAMMER WEAR AND TEAR

Protect your hammer tool from overheating and rapid wear. Auto hammer stop warns you after 15 seconds of continuous firing and then automatically shuts it off after 30 seconds – all to extend the tool's service life.

## GRAPPLES



## SHEARS



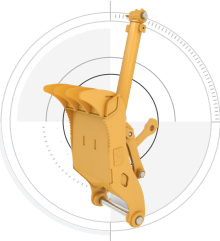
## VIBRATORY PLATE COMPACTORS



## MULCHERS



## THUMBS



## GENERAL DUTY BUCKETS



## HEAVY DUTY BUCKETS




## DITCH CLEANING TILT BUCKETS



## CAT LOCATOR

The optional Cat PL161 attachment locator is a Bluetooth device designed to let users know where their attachments are across all worksites, reduce the number of lost attachments, and plan for attachment maintenance and replacement.



The optional Cat PL161 attachment locator is a Bluetooth device designed to let users know where their attachments are across all worksites, reduce the number of lost attachments, and plan for attachment maintenance and replacement.

# TECHNICAL SPECIFICATIONS

## Engine

|                                |   |                     |
|--------------------------------|---|---------------------|
| Net Power – ISO 9249           | 54.3 kW   | 73 hp               |
| Net Power – ISO 9249 (DIN)     | 74 hp (metric)  |                     |
| Engine Model                   | Cat C3.6  |                     |
| Engine Power – ISO 14396       | 55.4 kW   | 74 hp               |
| Engine Power – ISO 14396 (DIN) | 75 hp (metric)  |                     |
| Bore                           | 98 mm   | 4 in                |
| Stroke                         | 120 mm  | 5 in                |
| Displacement                   | 3.6 L   | 220 in <sup>3</sup> |
| Biodiesel Capability           | Up to B20 <sup>1</sup>  |                     |
| Emissions                      | Meets U.S. EPA Tier 4 Final, EU Stage V, and Japan 2014 emission standards. |                     |

Net power advertised is the power available at the flywheel when the engine is equipped with fan, air intake system, exhaust system and alternator with engine speed at 2,400 rpm. Advertised power is tested per the specified standard in effect at the time of manufacture.

<sup>1</sup>Cat diesel engines are required to use ULSD (ultra-low sulfur diesel fuel with 15 ppm of sulfur or less) or ULSD blended with the following lower-carbon intensity fuels\*\* up to: 20% biodiesel FAME (fatty acid methyl ester)\* or 100% renewable diesel, HVO (hydrotreated vegetable oil) and GTL (gas-to-liquid) fuels. Refer to guidelines for successful application. Please consult your Cat dealer or “Caterpillar Machine Fluids Recommendations” (SEBU6250) for details.

\*Engines with no aftertreatment devices can use higher blends, up to 100% biodiesel (for use of blends higher than 20% biodiesel, consult your Cat dealer).

\*\*Tailpipe greenhouse gas emissions from lower-carbon intensity fuels are essentially the same as traditional fuels.

## Hydraulic System

|                              |                        |           |
|------------------------------|------------------------|-----------|
| Main System – Maximum Flow   | 247 L/min (65 gal/min) |           |
| Maximum Pressure – Equipment | 35 000 kPa             | 5,075 psi |
| Maximum Pressure – Travel    | 35 000 kPa             | 5,075 psi |
| Maximum Pressure – Swing     | 26 000 kPa             | 3,770 psi |

## Swing Mechanism

|                      |            |               |
|----------------------|------------|---------------|
| Swing Speed*         | 11.5 r/min |               |
| Maximum Swing Torque | 35 kN-m    | 25,888 lbf-ft |

\*For CE-marked machine default value may be set lower.

## Weights

|                  |           |           |
|------------------|-----------|-----------|
| Operating Weight | 13 800 kg | 30,400 lb |
|------------------|-----------|-----------|

## Service Refill Capacities

|                                   |       |          |
|-----------------------------------|-------|----------|
| Fuel Tank Capacity                | 258 L | 68.2 gal |
| Cooling System                    | 15 L  | 4 gal    |
| Engine Oil                        | 8 L   | 2.1 gal  |
| Final Drive – Each                | 3 L   | 0.8 gal  |
| Hydraulic System – Including Tank | 85 L  | 22.5 gal |
| Hydraulic Tank                    | 70 L  | 18.5 gal |

## Dimensions

|                              |  |         |
|------------------------------|--|---------|
| Boom                         | Reach 4.65 m (15'3")                           |         |
| Stick                        | Reach R3.0 m (9'8")                            |         |
| Bucket                       | GD 0.53 m <sup>3</sup> (0.69 yd <sup>3</sup> ) |         |
| Shipping Height – Top of Cab | 2810 mm  | 9.3 ft  |
| Handrail Height              | 2810 mm  | 9.3 ft  |
| Shipping Length              | 7690 mm  | 25.2 ft |
| Shipping Length – with Blade | 7970 mm  | 26.1 ft |
| Tail Swing Radius            | 2190 mm  | 7.2 ft  |
| Counterweight Clearance      | 916 mm   | 3 ft    |
| Ground Clearance             | 446 mm   | 1.5 ft  |
| Track Length                 | 3750 mm  | 12.3 ft |
| Length to Center of Rollers  | 3040 mm  | 10 ft   |
| Track Gauge                  | 1990 mm  | 6.5 ft  |
| Transport Width              | 2490 mm  | 8.2 ft  |

## Working Ranges & Forces

|   |  |            |
|---|--|------------|
| Boom  | Reach 4.65 m (15'3")                           |            |
| Stick   | Reach R3.0 m (9'8")                            |            |
| Bucket  | GD 0.53 m <sup>3</sup> (0.69 yd <sup>3</sup> ) |            |
| Maximum Digging Depth                             | 6040 mm  | 19.8 ft    |
| Maximum Reach at Ground Level                     | 8660 mm  | 28.4 ft    |
| Maximum Cutting Height                            | 8830 mm  | 29 ft      |
| Maximum Loading Height                            | 6420 mm  | 21.1 ft    |
| Minimum Loading Height                            | 1600 mm  | 5.3 ft     |
| Maximum Depth Cut for 2440 mm (8 ft) Level Bottom | 5860 mm  | 19.3 ft    |
| Maximum Vertical Wall Digging Depth               | 5190 mm  | 17 ft      |
| Minimum Working Equipment Radius                  | 2570 mm  | 8.4 ft     |
| Bucket Digging Force – ISO                        | 98.67 kN                                       | 22,180 lbf |
| Stick Digging Force – ISO                         | 59.29 kN                                       | 13,330 lbf |

## Air Conditioning System

The air conditioning system on this machine contains the fluorinated greenhouse gas refrigerant R134a (Global Warming Potential = 1430). The system contains 0.85 hg of refrigerant which has a CO<sub>2</sub> equivalent of 1.216 metric tonnes.



# STANDARD & OPTIONAL EQUIPMENT

NOTE: Standard and optional equipment may vary. Consult your Cat dealer for details.

|  | Standard | Optional |   | Standard | Optional |
|--|----------|----------|---|----------|----------|
| <b>BOOM AND STICKS</b>   |          |          | <b>ELECTRICAL SYSTEM</b>                                    |          |          |
| 4.65 m (15'3") Reach boom  | ✓        |          | Maintenance free battery                                    | ✓        |          |
| 2.5 m (8'2") Reach stick (Standard in the Kingdom of Saudi Arabia and Türkiye) |          | ✓        | LED chassis light, left-side boom light, cab lights         | ✓        |          |
| 2.8 m (9'2") Reach stick   |          | ✓        | Programmable time-delay LED working lights                  | ✓        |          |
| 2.8 m (9'2") Thumb Ready stick   |          | ✓        | LED right-side boom light                                   |          | ✓        |
| 3.0 m (9'10") Reach stick  |          | ✓        | 360° lighting   |          | ✓        |
| <b>UNDERCARRIAGE AND STRUCTURES</b>  |          |          | <b>SERVICE AND MAINTENANCE</b>                              |          |          |
| Grease lubricated track link   | ✓        |          | Grouped engine oil and fuel filters                         | ✓        |          |
| Tie down points on base frame  | ✓        |          | Side entry to service platform                              | ✓        |          |
| 2470 kg (5,445 lb) counterweight   | ✓        |          | Ground-level engine oil dipstick                            | ✓        |          |
| 500 mm (20") triple grouser shoes  |          | ✓        | S-O-S ports   | ✓        |          |
| 500 mm (20") triple grouser shoes with rubber pad                              |          | ✓        | Lockable disconnect switch                                  | ✓        |          |
| 600 mm (24") rubber track shoes  |          | ✓        | Integrated vehicle health management system                 | ✓        |          |
| 600 mm (24") triple grouser shoes  |          | ✓        | <b>HYDRAULIC SYSTEM</b>                                     |          |          |
| 700 mm (28") triple grouser shoes  |          | ✓        | Boom and stick regeneration circuit                         | ✓        |          |
| 2500 mm (8'2") blade   |          | ✓        | Auto hydraulic warm up                                      | ✓        |          |
| 2600 mm (8'6") blade   |          | ✓        | Auto two-speed travel                                       | ✓        |          |
| 2700 mm (8'10") blade  |          | ✓        | Electric main control valve                                 | ✓        |          |
| <b>CAB</b>   |          |          | Boom and stick drift reduction valve                        | ✓        |          |
| Rollover protective structure (ROPS)   | ✓        |          | Boom and stick lowering check valves                        |          | ✓        |
| Comfort Cab: mechanical suspension seat, 203 mm (8") touchscreen monitor       | ✓        |          | Medium-pressure line  |          | ✓        |
| Operator Protective Guards (OPG)   |          | ✓        | High-pressure line  |          | ✓        |
| <b>CAT TECHNOLOGIES</b>  |          |          | Quick coupler line  |          | ✓        |
| VisionLink   | ✓        |          | <b>SAFETY AND SECURITY</b>                                  |          |          |
| Remote Flash   | ✓        |          | Rear and right-side-view cameras                            | ✓        |          |
| VisionLink Productivity  |          | ✓        | Hydraulic lock out lever                                    | ✓        |          |
| <b>ENGINE</b>  |          |          | Ground-level engine shutoff switch                          | ✓        |          |
| Cat C3.6 single turbo diesel engine  | ✓        |          | Service platform with anti-skid plate and countersunk bolts | ✓        |          |
| Auto engine speed control  | ✓        |          | Signaling/warning horn                                      | ✓        |          |
| Auto engine shutdown   | ✓        |          | Auto hammer stop  | ✓        |          |
| 52° C (125° F) high-ambient cooling capacity without de-rate                   | ✓        |          | Swing alarm   |          | ✓        |
| -18° C (0° F) cold start capability  | ✓        |          | Inspection lighting   |          | ✓        |
| Electric fuel priming pump   | ✓        |          |   |          |          |
| Variable speed fan   | ✓        |          |   |          |          |
| Single fuel filtration system  | ✓        |          |   |          |          |
| Double element air filter with integrated pre-cleaner                          | ✓        |          |   |          |          |

For more complete information on Cat products, dealer services and industry solutions, visit us on the web at [www.cat.com](http://www.cat.com).

© 2024 Caterpillar. All Rights Reserved.

VisionLink is a trademark of Caterpillar Inc., registered in the United States and in other countries.

Materials and specifications are subject to change without notice. Featured machines in photos may include additional equipment. See your Cat dealer for available options.

CAT, CATERPILLAR, LET'S DOTHEWORK, their respective logos, SmartBoom, S-O-S, Product Link, "Caterpillar Corporate Yellow," the "Power Edge" and Cat "Modern Hex" trade dress as well as corporate and product identity used herein, are trademarks of Caterpillar and may not be used without permission.  
[www.cat.com](http://www.cat.com) [www.caterpillar.com](http://www.caterpillar.com)

AEQX4356-00 (12-2024)  
Build Number: 07H  
(N Am, Europe, Chile,  
Colombia, Türkiye)

